



CHAIN PULLEY BLOCK

INDEF-M BLOCK

FEATURES

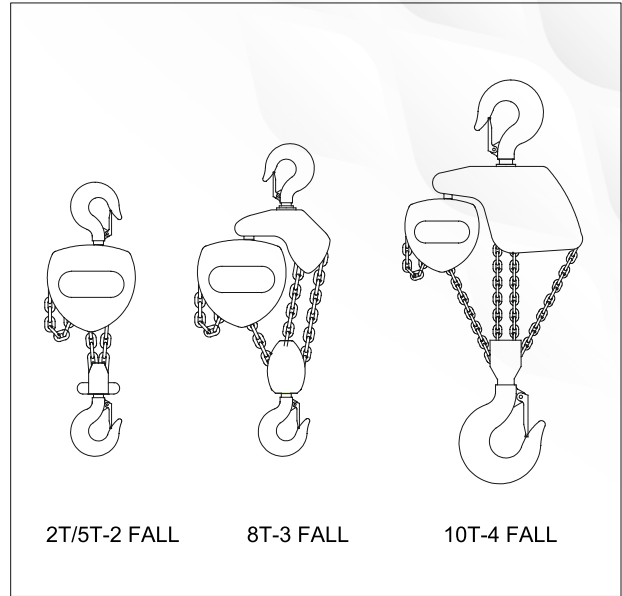
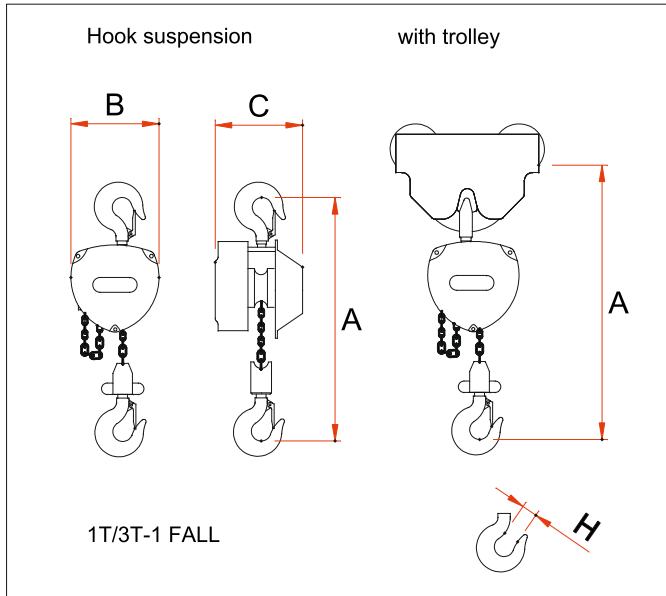
- Available with a capacity of up to 20t and a lift of up to 40 meters
- 50% overload was tested
- Rugged British design with a 25-year track record
- Grade 80 load chain and a zinc plated hand chain
- Anti-corrosion powder coating on the cover design and parts
- Needle bearings support the load wheel
- Gears made of precision machine case hardened alloy steel
- Fully pocketed spheroidal graphite cast load chain wheel
- Self-sustaining, maintenance-free friction brake
- Chain pulling effort is reduced, and the velocity ratio is improved

USPS

- CE and ISI Certification
- Offers positive locking and minimal pawl wear & tear
- Chain passage is guarded by a double guide roller
- Spring ratchet pawl for increased braking safety
- Higher factor safety ensures maximum utility in areas with undefined load sizes
- Suitable for safe and hazardous applications
- High factor of safety for the load chain

BENEFITS


- Rust-proof superior aesthetics
- Minimal maintenance is required
- Smooth passage of the load chain
- Lightweight design and efficient use of space
- Long, extended work life
- Higher operating efficiency
- Increased uptime
- Assured safety and reliability



CAPACITY(T)	MT	1T	2T	3T	5T	8T	10T
Number of falls of load chain	Nos.	1	2	1	2	3	4
Load Chain size Dia.	mm	6.3	6.3	10	10	10	10
Hand Chain size Dia.	mm	5	5	5	5	5	5
A Hook suspension	mm	400	461	575	805	830	850
with trolley, range1&2	mm	430	500	705	895	980	880
with trolley, range3	mm	470	540	720	895	980	880
B	mm	180	180	238	280	430	480
C	mm	153	153	209	209	220	220
H	mm	32	32	42	51	75	75
• Weight at 3 M Lift	Kg.	13	19	29	59	94	130
• Extra weight per additional M lift	Kg.	1.8	2.6	3.0	5.7	7.9	10.1
• Running pull on hand chain	Kg.	30	33	37	41	46	43

Data tolerance $\pm 10\%$

Note :- Due to continuous development and improvement specification listed above may be changed without notice.



www.indef.com



enquire@indef.com



+91 (22) 489-33303

Office No. 501-504, Shelton Cubix, Plot No. 87, Sector-15, CBD-Belapur,
Navi Mumbai - 400 614, India.

